








	<h1 style="margin:0;">TUMAINI</h1>	
REGION: DODOMA	SCHOOL AVERAGE: 27.1	DISTRICT: DODOMA
SUBJECT AND GRADE PERFORMANCE ANALYSIS		

SUBJECT RANKING			
ENGLISH	35.8	72%	1
KISWAHILI	30.1	60%	2
CIVIC AND MORAL EDUCATION	29.2	58%	3
SOCIAL STUDIES	26.8	54%	4
SCIENCE	26.0	52%	5
MATHEMATICS	14.6	29%	6

SUBJECT GRADE ANALYSIS					
SUBJECT/GRADE	A	B	C	D	F
MATHEMATICS	0	2	7	39	0
KISWAHILI	0	33	32	2	0
ENGLISH	15	41	11	0	0
SCIENCE	0	14	44	9	0
SOCIAL STUDIES	0	18	41	8	0
CIVIC AND MORAL	3	22	37	5	0

OVERALL GRADE ANALYSIS			
A	0	67	0%
B	15		19%
C	50		62%
D	2		2%
F	0		0%

CHART SUBJECT ANALYSIS						
10	15	20	25	30	35	40
						
MATH	KISW	ENG	SCIE	SST	CME	

BOYS VS GIRLS PERFORMANCE				
	SAT		SAT	TOTAL
	31		36	67
26%		28%		

SEATED	67	100%
ABSENTEES	0	0%
PASSED	65	97%
FAILED	2	3%

NO	NAME	SEX	MATH		KISW		ENG		SCI		SST		CME		TOTAL	AVG	GRADE	POS
1	ISAAC ROBIN MWAKYOMA	M	35	B	33	B	43	A	39	B	37	B	42	A	229	38.2	B	1
2	ANDREW AGUSTINO KILEO	M	30	C	34	B	46	A	36	B	35	B	45	A	226	37.7	B	2
3	AGNES SYLVANUS NYALANDO	F	24	C	33	B	45	A	37	B	39	B	35	B	213	35.5	B	3
4	MAINES COSMAS MAGIMBA	F	27	C	37	B	41	A	31	B	31	B	34	B	201	33.5	B	4
5	KRISTEN NYASIGITI CHRISOSTOM	F	20	D	35	B	42	A	31	B	35	B	34	B	197	32.8	B	5
6	ANDREW EMMANUEL SEMAINDA	M	13	D	30	C	42	A	32	B	34	B	41	A	192	32.0	B	6
7	JAPHET JOHN NYANGUSI	M	14	D	33	B	35	B	38	B	31	B	38	B	189	31.5	B	7
8	LOVENESS CONRAD MWINGIRA	F	14	D	33	B	42	A	33	B	31	B	35	B	188	31.3	B	8.5
9	MWASITI JARIBU RAMADHANI	F	14	D	33	B	39	B	31	B	33	B	38	B	188	31.3	B	8.5
10	SARA JOSEPH MNALI	F	31	B	33	B	38	B	29	C	28	C	27	C	186	31.0	B	10
11	BENEVOLENCE VICTOR KULANGA	M	23	C	30	C	36	B	32	B	26	C	38	B	185	30.8	B	11
12	DENIS DAVID LUSINGO	M	24	C	29	C	40	B	34	B	29	C	28	C	184	30.7	B	13
13	ELEN NELSON MWALLAH	F	16	D	33	B	36	B	29	C	35	B	35	B	184	30.7	B	13
14	SHEYLATH MJAKA NAMCHOPA	F	16	D	36	B	44	A	29	C	30	C	29	C	184	30.7	B	13
15	NASHRA ISSA MUSTAPHA	F	16	D	34	B	40	B	30	C	33	B	30	C	183	30.5	B	15
16	JOYCE ROBERT MATERU	F	15	D	34	B	39	B	29	C	30	C	35	B	182	30.3	C	16
17	MAGRETH THADEUS LUOGA	F	19	D	33	B	41	A	30	C	26	C	32	B	181	30.2	C	18
18	WINIFRIDA CHARLES NKAINAH	F	15	D	33	B	43	A	28	C	31	B	31	B	181	30.2	C	18
19	KAREN ROBERT JOHN	F	14	D	31	B	43	A	26	C	31	B	34	B	179	29.8	C	19
20	DAVID BAZIR MTOKA	M	19	D	29	C	42	A	32	B	23	C	30	C	175	29.2	C	20
21	MWANAIKI ALLY MGONJA	F	10	E	36	B	41	A	32	B	21	C	34	B	174	29.0	C	22
22	SOPHIA EMMANUEL MANYAGA	F	16	D	33	B	40	B	25	C	29	C	31	B	174	29.0	C	22
23	DOREEN RICHARD MALLYA	F	18	D	34	B	38	B	25	C	30	C	28	C	173	28.8	C	24
24	GILLIAN JOSEPH BUYUYA	F	14	D	30	C	30	C	26	C	36	B	37	B	173	28.8	C	24
25	GERALD STEPHEN NJAMASI	M	16	D	27	C	33	B	31	B	36	B	26	C	169	28.2	C	26

NO	NAME	SEX	MATH		KISW		ENG		SCI		SST		CME		TOTAL	AVG	GRADE	POS
26	IRENE BONIFACE YOHANA	F	12	D	32	B	33	B	27	C	32	B	33	B	169	28.2	C	26
27	YASINTA PAMELA OGEDJO	F	16	D	28	C	44	A	29	C	22	C	29	C	168	28.0	C	27
28	SARAFINA PETER NGAIRO	F	16	D	35	B	35	B	25	C	23	C	30	C	164	27.3	C	28
29	HULDA MUSSA WAWUYO	F	10	E	34	B	38	B	23	C	29	C	29	C	163	27.2	C	30
30	RACHEL NOEL MAZENGO	F	10	E	33	B	34	B	29	C	31	B	26	C	163	27.2	C	30
31	WILLIAM ELIAS JOSEPH	M	15	D	30	C	38	B	25	C	23	C	31	B	162	27.0	C	31
32	ELLYNSAFI ALBERT MGHAMBA	M	16	D	28	C	38	B	27	C	23	C	29	C	161	26.8	C	32
33	BEATRICE ELIYA STEPHANO	F	8	E	32	B	34	B	23	C	31	B	32	B	160	26.7	C	33
34	CYPRIAN TUMAINI FRANK	M	17	D	28	C	33	B	25	C	23	C	31	B	157	26.2	C	35
35	SALMA MFAUME KAMBI	F	14	D	26	C	35	B	20	D	28	C	34	B	157	26.2	C	35
36	WALTER REDNECK NZOTA	M	11	D	31	B	36	B	26	C	24	C	28	C	156	26.0	C	36
37	EVANCE KALANGA LAIZER	M	19	D	32	B	32	B	23	C	20	D	29	C	155	25.8	C	38
38	GEORGE RAFAEL MWAMBALA	M	11	D	26	C	41	A	20	D	28	C	29	C	155	25.8	C	38
39	HAMISI RASHIDI BALAMA	M	11	D	34	B	36	B	25	C	21	C	28	C	155	25.8	C	38
40	WILLIAM GABRIEL WILLIAM	M	14	D	31	B	29	C	23	C	26	C	31	B	154	25.7	C	40
41	CHRISTOPHER DEUS IKULA	M	11	D	30	C	32	B	27	C	25	C	28	C	153	25.5	C	41
42	HASSAN SHABAN MWAKA	M	23	C	28	C	31	B	25	C	19	D	26	C	152	25.3	C	43
43	ANGEL PAWA NGUSA	F	7	E	31	B	39	B	24	C	26	C	25	C	152	25.3	C	43
44	NURU HEMED HAJI	F	9	E	34	B	33	B	24	C	27	C	25	C	152	25.3	C	43
45	CALVINE CELESTINE MANYAMA	M	10	E	30	C	32	B	24	C	25	C	30	C	151	25.2	C	46
46	NAOMI MTEMI MADEHA	F	6	E	33	B	32	B	26	C	28	C	26	C	151	25.2	C	46
47	PASCAL AARON NGAZAGU	M	11	D	28	C	31	B	24	C	29	C	27	C	150	25.0	C	48
48	JOYCE PHILIP LUKONDE	F	15	D	30	C	33	B	22	C	22	C	28	C	150	25.0	C	48
49	QUEEN FESTO BAHARIA	F	16	D	28	C	31	B	23	C	25	C	27	C	150	25.0	C	48
50	SAMWEL DANIEL JOSHUA	M	10	E	21	C	39	B	24	C	26	C	28	C	148	24.7	C	51

NO	NAME	SEX	MATH		KISW		ENG		SCI		SST		CME		TOTAL	AVG	GRADE	POS
51	GLORY PAULO SOMI	F	11	D	31	B	39	B	14	D	27	C	26	C	148	24.7	C	51
52	DANIEL HARUNI MGUYE	M	23	C	27	C	29	C	19	D	20	D	28	C	146	24.3	C	53
53	FRANSISCO BIRUKUNDI FULGANCE	M	10	E	26	C	31	B	30	C	27	C	22	C	146	24.3	C	53
54	BRIAN ALICK ULINDULA	M	14	D	27	C	25	C	23	C	20	D	32	B	141	23.5	C	54
55	JUNIOUR GODFREY WASONGA	M	9	E	30	C	36	B	18	D	22	C	25	C	140	23.3	C	55
56	BLESSING STEPHEN LEMWAYI	F	8	E	29	C	38	B	17	D	21	C	26	C	139	23.2	C	57
57	KERENI MTONYI MASIMA	F	13	D	31	B	30	C	19	D	29	C	17	D	139	23.2	C	57
58	MICHAEL ALPHONCE MAGENI	M	11	D	27	C	34	B	20	D	21	C	25	C	138	23.0	C	58
59	MOURINE BERNARD MUSHI	F	10	E	29	C	32	B	22	C	26	C	18	D	137	22.8	C	59
60	HENRY ALLEN MACHUI	M	10	E	28	C	30	C	30	C	24	C	14	D	136	22.7	C	60
61	MWANAHAWA ALLY MBUYU	F	13	D	30	C	27	C	22	C	20	D	23	C	135	22.5	C	61
62	CAREEN DEOGRATIUS MALLYA	F	10	E	28	C	33	B	22	C	19	D	22	C	134	22.3	C	62
63	INNOCENT MARTIN PETER	M	7	E	24	C	30	C	21	C	25	C	26	C	133	22.2	C	63
64	RAHIM SELEMAN SAID	M	8	E	26	C	35	B	22	C	15	D	22	C	128	21.3	C	64
65	BARAKA JOHN GYUNDA	M	10	E	17	D	30	C	21	C	21	C	26	C	125	20.8	C	65
66	JOHNSON BONIFACE MNYAWAMI	M	9	E	21	C	29	C	21	C	17	D	20	D	117	19.5	D	66
67	ERICA ELINA NGONYANI	F	12	D	19	D	25	C	16	D	24	C	20	D	116	19.3	D	67